



## Round 2 : April 28 - 30 Queensland Raceway

ASBK.COM.AU f t i y

### BATTERY WORLD AUSSIE RACING CARS

Date: 29/04/23  
Event: R05  
Weather: Mostly cloudy - Temp: 23.2C  
Track: Dry - Temp: 27.4C

### Race 2

Started at: 16:14:25  
Laps: 11  
Starters: 32  
Posted at: 16:39

### PROVISIONAL CLASSIFICATION

Pos	No	Name	Class	Machine	Laps	Race Time	Behind Leader	Behind Prev	Fastest Lap	On Lap	Top Speed
1	57	Brandon MADDEN (QLD) / Riskie Racing / Harvey's Towing Service / ASA Finance / Maddtrim Earthmoving	ROOK	Camaro	11	15:06.989			1:21.348	4	190
2	16	Joel HEINRICH (SA) / Osborn's Transport	CHMP	Mustang	11	15:07.120	.131	.131	1:21.300	8	188
3	1	Joshua ANDERSON (NSW) / CoolDrive / Perenso Racing	CHMP	Mustang	11	15:07.385	.396	.265	1:21.108	2	187
4	41	Kody GARLAND (NSW) / MTA NSW / Valvoline	CHMP	Mustang	11	15:08.890	1.901	1.505	1:21.621	3	188
5	24	Rylan GRAY (QLD) / Rylan Gray Motorsport	ROOK	Camaro	11	15:09.035	2.046	.145	1:21.160	8	187
6	21	Kyle ENSBEY (QLD) / KE Motorsport	CHMP	Mustang	11	15:09.040	2.051	.005	1:21.133	4	188
7	47	Lachlan BLOXSOM (NSW) / Team Navy	CHMP	Camaro	11	15:09.061	2.072	.021	1:21.258	4	189
8	25	Reece CHAPMAN (NSW) / CoolDrive Racing / Motorsport 25	CHMP	Mustang	11	15:09.602	2.613	.541	1:21.217	10	189
9	28	Kent QUINN (QLD) / Norganic Proteins Pty Ltd	MAST	Mustang	11	15:11.831	4.842	2.229	1:21.494	6	189
10	117	Lachlan WARD (NSW) / Lachlan Ward Racing	ROOK	Camaro	11	15:12.926	5.937	1.095	1:21.352	4	188
11	91	Anthony DIMAURO (SA) / KoanSolutions/Crete&WorksCo	CHMP	Camaro	11	15:13.059	6.070	.133	1:21.265	4	189
12	95	Nathan WILLIAMS (VIC) / NathanWilliamsRacing	ROOK	Mustang	11	15:15.092	8.103	2.033	1:22.080	8	189
13	82	Cody MCKAY (NSW) / Cody McKay Motorsports	CHMP	Camaro	11	15:19.378	12.389	4.286	1:22.344	10	189
14	14	Matt GOODING (QLD) / PCA / MGR Racing	GC	Camaro	11	15:19.544	12.555	.166	1:22.315	8	188
15	19	Sheridan PHILLIPS (NSW) / Phillips & Co Automotive	CHMP	Camaro	11	15:19.785	12.796	.241	1:22.344	2	188
16	23	Scott DORNAN (QLD) / Action Line Marking	GC/RK	Camaro	11	15:20.144	13.155	.359	1:22.188	9	188
17	18	Cody BREWCZYNSKI (NSW) / Shell Rimula Topgun Race Team	ROOK	Mustang	11	15:20.244	13.255	.100	1:21.635	7	187
18	96	Jeff WATTERS (VIC) / Fight MND	GC	Mustang	11	15:20.417	13.428	.173	1:22.207	10	188
19	52	Charlotte POYNTING (NSW) / Banlaw Fluid Asset Intelligence	WMN	Mustang	11	15:20.863	13.874	.446	1:22.292	10	187
20	17	Denis BUTLER (QLD) / Butler Fabrication / Team Grand Racing	GC	Camaro	11	15:23.343	16.354	2.480	1:22.461	8	185
21	4	Brendon TUCKER (QLD) / Variety Motorsport	GC	Camaro	11	15:31.874	24.885	8.531	1:23.194	2	185
22	78	Grant THOMPSON (NSW) / Western Sydney Motorsport	MAST	Mustang	11	15:32.112	25.123	.238	1:23.140	3	187
23	187	Andrew CORISH (NSW) / Corish Motorsports	ROOK	Camaro	11	15:43.795	36.806	11.683	1:23.859	5	185
24	27	Nathan LOCKE (QLD) / Locke Racing Team	ROOK	Euro GT	11	15:43.799	36.810	.004	1:23.398	8	186
25	33	Antonio BASILE (QLD) / Elev8 Motorsports	RK/MS	Euro GT	11	15:46.168	39.179	2.369	1:23.975	11	182
26	3	Steve JAKIC (QLD) / Black Diamond Building & Construction	ROOK	Euro GT	11	15:48.303	41.314	2.135	1:23.749	9	182
27	87	Leslie CORISH (NSW) / Corish Motorsports	GC/RK	Camaro	11	15:50.891	43.902	2.588	1:22.928	5	188
28	88	Michael BARTSCH (SA) / Brockenchack Wines	RK/MS	Camaro	11	15:55.020	48.031	4.129	1:24.889	2	183
29	7	Andrew LORGELLY (VIC) / Muscle Motor Trimmers	MAST	Euro GT	11	15:55.038	48.049	.018	1:24.055	11	181
30	6	Ian CHIVAS (NSW) / Chivas Motorsport	GC	Nissan Altima	11	15:59.527	52.538	4.489	1:25.472	3	184
31	34	Todd O'BRIEN (QLD) / Elev8 Loans / Engedi Capital	GC/RK	Mustang	11	16:27.160	1:20.171	27.633	1:27.802	2	181
DNF	48	Keith BENSLEY (QLD) / AsapMarketingPtyLtd	RK/MS	Toyota Aurion	4	6:03.308	6 Laps		1:27.064	3	182

Fastest Lap was 1:21.108 by Joshua ANDERSON (NSW)

Current race lap record for ARC class - 1:20.229 by Joel HEINRICH (SA) on a Nissan Altima set on 22/07/18

The results are provisional until the end of the time limit for protests and appeals.

*Scott Laing*  
Chief Timekeeper - Scott Laing

Clerk of Course - Ian Mayberry



www.computime.com.au  
COMPUTIME RACE TIMING SYSTEMS PTY LTD





**Round 2 : April 28 - 30**  
**Queensland Raceway**  
**BATTERY WORLD AUSSIE RACING CARS**

Date: 29/04/23  
 Event: R05  
 Weather: Mostly cloudy - Temp: 23.2C  
 Track: Dry - Temp: 27.4C

**Race 2**

Started at: 16:14:25  
 Laps: 11  
 Starters: 32  
 Posted at: 16:39

**PROVISIONAL LAP TIMES**

No	Name	Lap 1	Lap 2	Lap 3	Lap 4	Lap 5	Lap 6	Lap 7	Lap 8	Lap 9	Lap 10	Lap 11
1	Joshua ANDERSON (NSW)	1:29.329	<u>1:21.108</u>	1:21.676	1:21.411	1:21.759	1:23.030	1:21.709	1:21.378	1:22.106	1:21.943	1:21.936
3	Steve JAKIC (QLD)	1:37.951	1:24.645	1:25.693	1:25.903	1:26.042	1:24.933	1:25.152	1:24.762	<u>1:23.749</u>	1:24.882	1:24.591
4	Brendon TUCKER (QLD)	1:35.839	<u>1:23.194</u>	1:23.379	1:23.773	1:24.186	1:23.362	1:23.530	1:23.690	1:23.693	1:23.270	1:23.958
6	Ian CHIVAS (NSW)	1:40.414	1:25.834	<u>1:25.472</u>	1:26.151	1:25.533	1:25.542	1:25.843	1:26.384	1:25.971	1:25.504	1:26.879
7	Andrew LORGELLY (VIC)	1:38.873	1:25.133	1:24.534	1:25.415	1:25.049	1:24.831	1:26.249	1:31.326	1:25.108	1:24.465	<u>1:24.055</u>
14	Matt GOODING (QLD)	1:31.684	1:23.309	1:22.816	1:22.433	1:22.606	1:23.142	1:22.640	<u>1:22.315</u>	1:22.571	1:22.620	1:23.408
16	Joel HEINRICH (SA)	1:27.568	1:21.546	1:21.759	1:22.300	1:21.904	1:22.942	1:21.765	<u>1:21.300</u>	1:22.233	1:21.763	1:22.040
17	Denis BUTLER (QLD)	1:34.850	1:22.931	1:23.105	1:23.028	1:23.118	1:22.780	1:22.525	<u>1:22.461</u>	1:22.901	1:22.797	1:22.847
18	Cody BREWCZYNSKI (NSW)	1:37.584	1:23.479	1:21.657	1:22.297	1:21.823	1:21.844	<u>1:21.635</u>	1:22.597	1:22.381	1:22.399	1:22.548
19	Sheridan PHILLIPS (NSW)	1:32.871	<u>1:22.344</u>	1:22.937	1:22.761	1:22.695	1:22.786	1:22.633	1:22.661	1:22.526	1:22.518	1:23.053
21	Kyle ENSBEY (QLD)	1:29.876	1:21.738	1:21.626	<u>1:21.133</u>	1:22.085	1:22.336	1:21.751	1:21.660	1:21.942	1:21.389	1:23.504
23	Scott DORNAN (QLD)	1:32.486	1:23.624	1:22.937	1:22.509	1:22.627	1:22.801	1:22.627	1:23.163	<u>1:22.188</u>	1:22.426	1:22.756
24	Rylan GRAY (QLD)	1:30.145	1:22.614	1:21.602	1:22.033	1:21.626	1:21.268	1:22.659	<u>1:21.160</u>	1:21.418	1:21.627	1:22.883
25	Reece CHAPMAN (NSW)	1:32.188	1:22.365	1:22.452	1:21.701	1:21.411	1:21.364	1:21.882	1:21.984	1:21.258	<u>1:21.217</u>	1:21.780
27	Nathan LOCKE (QLD)	1:39.927	1:27.275	1:25.164	1:24.283	1:23.517	1:23.831	1:23.891	<u>1:23.398</u>	1:23.767	1:23.924	1:24.822
28	Kent QUINN (QLD)	1:30.143	1:22.049	1:21.931	1:22.448	1:23.215	<u>1:21.494</u>	1:21.671	1:21.859	1:21.585	1:22.703	1:22.733
33	Antonio BASILE (QLD)	1:38.726	1:25.646	1:25.169	1:25.171	1:25.352	1:24.660	1:24.808	1:24.583	1:24.070	1:24.008	<u>1:23.975</u>
34	Todd O'BRIEN (QLD)	1:42.256	<u>1:27.802</u>	1:28.807	1:28.169	1:28.219	1:28.310	1:28.465	1:27.929	1:28.689	1:29.179	1:29.335
41	Kody GARLAND (NSW)	1:28.445	1:21.827	<u>1:21.621</u>	1:22.130	1:22.206	1:22.300	1:21.802	1:21.737	1:22.583	1:21.901	1:22.338
47	Lachlan BLOXSOM (NSW)	1:30.554	1:22.979	1:22.316	<u>1:21.258</u>	1:21.715	1:21.460	1:22.158	1:21.638	1:21.392	1:21.556	1:22.035
48	Keith BENSLEY (QLD)	1:41.447	1:27.558	<u>1:27.064</u>	1:27.239							
52	Charlotte POYNTING (NSW)	1:33.252	1:23.150	1:22.998	1:22.960	1:22.676	1:22.699	1:22.791	1:22.822	1:22.827	<u>1:22.292</u>	1:22.396
57	Brandon MADDEN (QLD)	1:29.623	1:21.692	1:21.500	<u>1:21.348</u>	1:21.521	1:22.044	1:21.560	1:21.457	1:22.328	1:22.245	1:21.671
78	Grant THOMPSON (NSW)	1:36.092	1:23.522	<u>1:23.140</u>	1:23.650	1:24.236	1:23.437	1:23.452	1:23.826	1:23.592	1:23.312	1:23.853
82	Cody MCKAY (NSW)	1:31.372	1:23.027	1:23.008	1:23.218	1:22.645	1:23.301	1:22.722	1:22.806	1:22.480	<u>1:22.344</u>	1:22.455
87	Leslie CORISH (NSW)	1:42.837	1:25.181	1:23.967	1:24.356	<u>1:22.928</u>	1:24.375	1:23.896	1:23.344	1:23.819	1:23.641	1:32.547
88	Michael BARTSCH (SA)	1:39.633	<u>1:24.889</u>	1:26.109	1:26.317	1:24.926	1:24.945	1:25.810	1:25.822	1:25.489	1:25.586	1:25.494
91	Anthony DIMAURO (SA)	1:30.843	1:22.870	1:21.819	<u>1:21.265</u>	1:21.516	1:21.403	1:22.568	1:23.761	1:21.908	1:22.431	1:22.675
95	Nathan WILLIAMS (VIC)	1:30.712	1:23.244	1:22.827	1:22.300	1:22.537	1:22.487	1:22.229	<u>1:22.080</u>	1:22.216	1:22.146	1:22.314
96	Jeff WATTERS (VIC)	1:33.736	1:23.182	1:22.752	1:22.490	1:22.280	1:22.781	1:22.874	1:22.994	1:22.593	<u>1:22.207</u>	1:22.528
117	Lachlan WARD (NSW)	1:30.354	1:22.188	1:21.442	<u>1:21.352</u>	1:21.453	1:22.014	1:24.570	1:23.249	1:21.523	1:22.151	1:22.630
187	Andrew CORISH (NSW)	1:39.237	1:24.288	1:24.091	1:24.337	<u>1:23.859</u>	1:24.402	1:24.186	1:25.033	1:24.588	1:24.895	1:24.879

The results are provisional until the end of the time limit for protests and appeals.

*Scott Laing*  
 Chief Timekeeper - Scott Laing

Clerk of Course - Ian Mayberry





# Round 2 : April 28 - 30 Queensland Raceway

ASBK.COM.AU f t i y

## BATTERY WORLD AUSSIE RACING CARS

### Race 2

Date: 29/04/23  
Event: R05  
Weather: Mostly cloudy - Temp: 23.2C  
Track: Dry - Temp: 27.4C

Started at: 16:14:25  
Laps: 11  
Starters: 32  
Posted at: 16:39

### PROVISIONAL SPLIT TIMES

Lap	Split 1	Split 2	Split 3	Lap Time	Spd	Lap	Split 1	Split 2	Split 3	Lap Time	Spd
<b>1 Joshua ANDERSON (NSW) (3rd)</b>						2	29.081	30.460	<b>26.293</b>	1:25.834	184
1	34.114	29.581	25.634	1:29.329	184	3	28.745	30.330	26.397	<b>1:25.472</b>	181
2	27.204	<b>28.484</b>	25.420	<b>1:21.108</b>	186	4	29.046	30.601	26.504	1:26.151	179
3	27.374	28.837	25.465	1:21.676	187	5	28.919	30.163	26.451	1:25.533	181
4	27.316	28.818	<b>25.277</b>	1:21.411	186	6	29.150	<b>30.014</b>	26.378	1:25.542	180
5	27.254	28.982	25.523	1:21.759	186	7	28.867	30.241	26.735	1:25.843	179
6	27.536	29.407	26.087	1:23.030	186	8	28.693	30.440	27.251	1:26.384	180
7	27.302	28.856	25.551	1:21.709	185	9	29.074	30.504	26.393	1:25.971	179
8	27.252	28.686	25.440	1:21.378	185	10	<b>28.643</b>	30.209	26.652	1:25.504	181
9	<b>27.141</b>	28.940	26.025	1:22.106	185	11	29.130	30.598	27.151	1:26.879	178
10	27.334	28.851	25.758	1:21.943	187	<b>7 Andrew LORHELLY (VIC) (29th)</b>					
11	27.866	28.671	25.399	1:21.936	182	1	40.625	30.936	27.312	1:38.873	179
<b>3 Steve JAKIC (QLD) (26th)</b>						2	28.696	29.588	26.849	1:25.133	181
1	40.019	30.954	26.978	1:37.951	180	3	<b>28.203</b>	29.824	26.507	1:24.534	181
2	28.696	29.480	26.469	1:24.645	182	4	29.057	30.032	26.326	1:25.415	177
3	29.061	30.192	26.440	1:25.693	179	5	28.613	<b>29.379</b>	27.057	1:25.049	176
4	29.613	29.571	26.719	1:25.903	179	6	28.487	30.115	<b>26.229</b>	1:24.831	178
5	28.880	29.455	27.707	1:26.042	180	7	28.556	30.702	26.991	1:26.249	178
6	29.518	29.260	26.155	1:24.933	180	8	28.226	29.807	33.293	1:31.326	181
7	28.717	29.580	26.855	1:25.152	181	9	28.993	29.831	26.284	1:25.108	180
8	28.796	29.357	26.609	1:24.762	182	10	28.226	29.857	26.382	1:24.465	178
9	<b>28.588</b>	<b>29.194</b>	<b>25.967</b>	<b>1:23.749</b>	182	11	28.232	29.577	26.246	<b>1:24.055</b>	179
10	29.102	29.471	26.309	1:24.882	180	<b>14 Matt GOODING (QLD) (14th)</b>					
11	28.994	29.381	26.216	1:24.591	179	1	36.869	29.136	25.679	1:31.684	186
<b>4 Brendon TUCKER (QLD) (21th)</b>						2	27.860	29.459	25.990	1:23.309	183
1	38.531	30.741	26.567	1:35.839	185	3	27.590	29.283	25.943	1:22.816	188
2	28.114	29.281	<b>25.799</b>	<b>1:23.194</b>	182	4	27.749	<b>28.884</b>	25.800	1:22.433	188
3	28.057	<b>29.090</b>	26.232	1:23.379	181	5	<b>27.489</b>	29.040	26.077	1:22.606	185
4	28.076	29.540	26.157	1:23.773	183	6	27.716	29.338	26.088	1:23.142	183
5	28.192	29.310	26.684	1:24.186	182	7	27.583	29.117	25.940	1:22.640	184
6	27.999	29.333	26.030	1:23.362	182	8	27.616	28.927	<b>25.772</b>	<b>1:22.315</b>	183
7	28.049	29.389	26.092	1:23.530	182	9	27.596	28.894	26.081	1:22.571	183
8	28.132	29.311	26.247	1:23.690	181	10	27.677	28.983	25.960	1:22.620	183
9	28.087	29.599	26.007	1:23.693	182	11	28.011	29.147	26.250	1:23.408	183
10	<b>27.933</b>	29.367	25.970	1:23.270	181	<b>16 Joel HEINRICH (SA) (2nd)</b>					
11	28.057	29.518	26.383	1:23.958	181	1	33.323	28.763	25.482	1:27.568	180
<b>6 Ian CHIVAS (NSW) (30th)</b>						2	27.405	<b>28.659</b>	25.482	1:21.546	182
1	41.968	31.248	27.198	1:40.414	180	3	27.498	28.709	25.552	1:21.759	182

*Scott Laing*  
Chief Timekeeper - Scott Laing

Clerk of Course - Ian Mayberry



www.computime.com.au  
COMPUTIME RACE TIMING SYSTEMS PTY LTD





## Round 2 : April 28 - 30 Queensland Raceway

ASBK.COM.AU f t i y

### BATTERY WORLD AUSSIE RACING CARS

#### Race 2

Date: 29/04/23  
Event: R05  
Weather: Mostly cloudy - Temp: 23.2C  
Track: Dry - Temp: 27.4C

Started at: 16:14:25  
Laps: 11  
Starters: 32  
Posted at: 16:39

#### PROVISIONAL SPLIT TIMES

Lap	Split 1	Split 2	Split 3	Lap Time	Spd	Lap	Split 1	Split 2	Split 3	Lap Time	Spd
4	27.747	28.911	25.642	1:22.300	182	6	27.596	29.341	25.849	1:22.786	187
5	27.437	28.985	25.482	1:21.904	184	7	27.732	28.934	25.967	1:22.633	184
6	27.642	29.377	25.923	1:22.942	186	8	27.730	28.939	25.992	1:22.661	185
7	27.328	28.954	25.483	1:21.765	187	9	27.565	29.004	25.957	1:22.526	184
8	27.235	28.687	<b>25.378</b>	<b>1:21.300</b>	186	10	27.661	28.947	25.910	1:22.518	184
9	<b>27.118</b>	29.145	25.970	1:22.233	188	11	27.680	29.311	26.062	1:23.053	184
10	27.294	28.892	25.577	1:21.763	188	<b>21 Kyle ENSBEY (QLD) (6th)</b>					
11	27.306	28.679	26.055	1:22.040	183	1	34.291	29.541	26.044	1:29.876	188
<b>17 Denis BUTLER (QLD) (20th)</b>						2	27.574	28.676	25.488	1:21.738	184
1	37.906	30.778	26.166	1:34.850	185	3	27.419	28.792	25.415	1:21.626	186
2	28.062	29.103	<b>25.766</b>	1:22.931	183	4	27.277	<b>28.469</b>	<b>25.387</b>	<b>1:21.133</b>	187
3	27.992	29.091	26.022	1:23.105	184	5	27.476	28.657	25.952	1:22.085	186
4	27.962	29.151	25.915	1:23.028	182	6	<b>27.258</b>	28.687	26.391	1:22.336	186
5	27.943	29.023	26.152	1:23.118	182	7	27.620	28.689	25.442	1:21.751	186
6	28.025	<b>28.922</b>	25.833	1:22.780	185	8	27.425	28.695	25.540	1:21.660	187
7	27.751	28.987	25.787	1:22.525	184	9	27.466	28.911	25.565	1:21.942	188
8	<b>27.675</b>	29.002	25.784	<b>1:22.461</b>	184	10	27.320	28.548	25.521	1:21.389	187
9	27.868	29.072	25.961	1:22.901	184	11	28.172	29.127	26.205	1:23.504	181
10	27.901	28.965	25.931	1:22.797	184	<b>23 Scott DORNAN (QLD) (16th)</b>					
11	27.801	29.064	25.982	1:22.847	183	1	36.680	29.458	26.348	1:32.486	183
<b>18 Cody BREWCZYNSKI (NSW) (17th)</b>						2	28.249	29.606	<b>25.769</b>	1:23.624	180
1	40.533	30.655	26.396	1:37.584	186	3	27.738	29.062	26.137	1:22.937	186
2	29.152	28.867	<b>25.460</b>	1:23.479	184	4	27.838	<b>28.769</b>	25.902	1:22.509	184
3	<b>27.374</b>	<b>28.503</b>	25.780	1:21.657	185	5	27.759	28.994	25.874	1:22.627	186
4	27.925	28.857	25.515	1:22.297	186	6	27.753	29.200	25.848	1:22.801	185
5	27.408	28.613	25.802	1:21.823	184	7	27.659	29.084	25.884	1:22.627	188
6	27.570	28.656	25.618	1:21.844	183	8	27.845	28.809	26.509	1:23.163	186
7	27.431	28.505	25.699	<b>1:21.635</b>	185	9	<b>27.363</b>	28.978	25.847	<b>1:22.188</b>	188
8	27.753	28.657	26.187	1:22.597	187	10	27.757	28.892	25.777	1:22.426	186
9	27.522	28.962	25.897	1:22.381	186	11	27.600	29.099	26.057	1:22.756	187
10	27.664	28.949	25.786	1:22.399	183	<b>24 Rylan GRAY (QLD) (5th)</b>					
11	27.472	29.059	26.017	1:22.548	187	1	35.130	29.092	25.923	1:30.145	187
<b>19 Sheridan PHILLIPS (NSW) (15th)</b>						2	27.995	29.126	25.493	1:22.614	182
1	37.368	29.428	26.075	1:32.871	184	3	27.393	28.747	25.462	1:21.602	186
2	<b>27.491</b>	<b>28.872</b>	25.981	<b>1:22.344</b>	185	4	27.626	28.789	25.618	1:22.033	185
3	27.683	29.183	26.071	1:22.937	188	5	27.567	<b>28.525</b>	25.534	1:21.626	183
4	27.665	29.189	25.907	1:22.761	188	6	<b>27.144</b>	28.570	25.554	1:21.268	184
5	27.677	29.213	<b>25.805</b>	1:22.695	187	7	27.644	29.347	25.668	1:22.659	186

*Scott Laing*  
Chief Timekeeper - Scott Laing

Clerk of Course - Ian Mayberry



www.computime.com.au  
COMPUTIME RACE TIMING SYSTEMS PTY LTD





**Round 2 : April 28 - 30  
Queensland Raceway**

ASBK.COM.AU f t i y

**BATTERY WORLD AUSSIE RACING CARS**

**Race 2**

Date: 29/04/23  
Event: R05  
Weather: Mostly cloudy - Temp: 23.2C  
Track: Dry - Temp: 27.4C

Started at: 16:14:25  
Laps: 11  
Starters: 32  
Posted at: 16:39

**PROVISIONAL SPLIT TIMES**

Lap	Split 1	Split 2	Split 3	Lap Time	Spd	Lap	Split 1	Split 2	Split 3	Lap Time	Spd
8	27.183	28.575	<b>25.402</b>	<b>1:21.160</b>	182	10	27.275	29.209	26.219	1:22.703	188
9	27.197	28.661	25.560	1:21.418	184	11	27.453	29.208	26.072	1:22.733	187
10	27.403	28.548	25.676	1:21.627	186						
11	27.548	29.561	25.774	1:22.883	177						
<b>25 Reece CHAPMAN (NSW) (8th)</b>						<b>33 Antonio BASILE (QLD) (25th)</b>					
1	37.105	29.367	25.716	1:32.188	182	1	40.271	30.994	27.461	1:38.726	182
2	27.365	29.164	25.836	1:22.365	186	2	28.824	30.250	26.572	1:25.646	178
3	27.749	29.073	25.630	1:22.452	187	3	28.813	29.848	26.508	1:25.169	180
4	27.381	28.791	25.529	1:21.701	187	4	28.715	29.776	26.680	1:25.171	180
5	27.545	28.421	25.445	1:21.411	185	5	28.824	29.440	27.088	1:25.352	181
6	27.343	28.493	25.528	1:21.364	188	6	28.660	29.748	26.252	1:24.660	179
7	<b>27.237</b>	28.757	25.888	1:21.882	188	7	28.403	29.839	26.566	1:24.808	182
8	27.453	29.015	25.516	1:21.984	187	8	28.517	29.760	26.306	1:24.583	180
9	27.373	<b>28.394</b>	25.491	1:21.258	186	9	28.498	29.462	<b>26.110</b>	1:24.070	180
10	27.245	28.605	<b>25.367</b>	<b>1:21.217</b>	189	10	<b>28.365</b>	<b>29.351</b>	26.292	1:24.008	180
11	27.270	29.028	25.482	1:21.780	184	11	28.371	29.396	26.208	<b>1:23.975</b>	179
<b>27 Nathan LOCKE (QLD) (24th)</b>						<b>34 Todd O'BRIEN (QLD) (31th)</b>					
1	38.174	32.828	28.925	1:39.927	184	1	42.346	31.723	28.187	1:42.256	181
2	29.443	31.077	26.755	1:27.275	181	2	30.160	<b>30.201</b>	27.441	<b>1:27.802</b>	180
3	28.367	30.063	26.734	1:25.164	184	3	29.980	30.469	28.358	1:28.807	179
4	28.494	29.604	26.185	1:24.283	186	4	29.983	30.816	27.370	1:28.169	180
5	28.126	<b>29.237</b>	26.154	1:23.517	185	5	<b>29.751</b>	30.570	27.898	1:28.219	181
6	28.570	29.435	<b>25.826</b>	1:23.831	184	6	29.817	30.965	27.528	1:28.310	179
7	28.398	29.408	26.085	1:23.891	186	7	30.113	30.838	27.514	1:28.465	179
8	27.925	29.369	26.104	<b>1:23.398</b>	185	8	29.902	30.719	<b>27.308</b>	1:27.929	177
9	<b>27.861</b>	29.558	26.348	1:23.767	185	9	29.903	31.284	27.502	1:28.689	178
10	27.979	29.746	26.199	1:23.924	184	10	30.443	31.101	27.635	1:29.179	176
11	28.760	29.756	26.306	1:24.822	184	11	30.236	31.166	27.933	1:29.335	177
<b>28 Kent QUINN (QLD) (9th)</b>						<b>41 Kody GARLAND (NSW) (4th)</b>					
1	34.782	29.258	26.103	1:30.143	189	1	34.029	28.854	25.562	1:28.445	184
2	27.716	28.719	25.614	1:22.049	188	2	27.690	28.676	<b>25.461</b>	1:21.827	182
3	27.187	28.831	25.913	1:21.931	188	3	27.448	28.702	25.471	<b>1:21.621</b>	185
4	27.586	28.840	26.022	1:22.448	187	4	27.461	29.097	25.572	1:22.130	185
5	28.409	29.126	25.680	1:23.215	185	5	27.358	28.962	25.886	1:22.206	185
6	27.174	<b>28.696</b>	25.624	<b>1:21.494</b>	189	6	27.483	28.917	25.900	1:22.300	181
7	<b>27.129</b>	28.799	25.743	1:21.671	189	7	27.354	28.938	25.510	1:21.802	187
8	27.256	28.970	25.633	1:21.859	189	8	27.409	28.778	25.550	1:21.737	185
9	27.146	28.841	<b>25.598</b>	1:21.585	189	9	27.482	29.233	25.868	1:22.583	185
						10	27.572	<b>28.614</b>	25.715	1:21.901	187
						11	<b>27.290</b>	28.741	26.307	1:22.338	188

*Scott Laing*  
Chief Timekeeper - Scott Laing

Clerk of Course - Ian Mayberry





## Round 2 : April 28 - 30 Queensland Raceway

ASBK.COM.AU f t i y

### BATTERY WORLD AUSSIE RACING CARS

#### Race 2

Date: 29/04/23  
Event: R05  
Weather: Mostly cloudy - Temp: 23.2C  
Track: Dry - Temp: 27.4C

Started at: 16:14:25  
Laps: 11  
Starters: 32  
Posted at: 16:39

#### PROVISIONAL SPLIT TIMES

Lap	Split 1	Split 2	Split 3	Lap Time	Spd	Lap	Split 1	Split 2	Split 3	Lap Time	Spd
<b>47 Lachlan BLOXSOM (NSW) (7th)</b>						9	27.350	29.119	25.859	1:22.328	185
1	35.230	29.302	26.022	1:30.554	189	10	27.390	28.864	25.991	1:22.245	184
2	27.892	29.591	25.496	1:22.979	187	11	27.469	28.694	25.508	1:21.671	185
3	27.288	29.515	25.513	1:22.316	184	<b>78 Grant THOMPSON (NSW) (22th)</b>					
4	27.227	28.626	<b>25.405</b>	<b>1:21.258</b>	187	1	38.702	30.918	26.472	1:36.092	187
5	27.675	28.609	25.431	1:21.715	186	2	28.031	29.342	26.149	1:23.522	182
6	27.341	<b>28.510</b>	25.609	1:21.460	187	3	28.048	<b>29.039</b>	26.053	<b>1:23.140</b>	184
7	27.216	29.100	25.842	1:22.158	186	4	28.382	29.225	26.043	1:23.650	186
8	27.395	28.709	25.534	1:21.638	184	5	28.217	29.454	26.565	1:24.236	185
9	27.213	28.690	25.489	1:21.392	185	6	28.071	29.229	26.137	1:23.437	185
10	<b>27.123</b>	28.750	25.683	1:21.556	188	7	28.096	29.351	<b>26.005</b>	1:23.452	183
11	27.213	28.839	25.983	1:22.035	187	8	28.257	29.399	26.170	1:23.826	184
<b>48 Keith BENSLEY (QLD) (DNF)</b>						9	<b>27.956</b>	29.573	26.063	1:23.592	184
1	42.587	30.998	27.862	1:41.447	182	10	28.047	29.237	26.028	1:23.312	184
2	29.451	30.370	27.737	1:27.558	181	11	28.035	29.499	26.319	1:23.853	184
3	<b>29.346</b>	<b>30.097</b>	27.621	<b>1:27.064</b>	181	<b>82 Cody McKAY (NSW) (13th)</b>					
4	29.629	30.244	<b>27.366</b>	1:27.239	175	1	36.514	29.132	25.726	1:31.372	188
<b>52 Charlotte POYNTING (NSW) (19th)</b>						2	27.861	29.336	25.830	1:23.027	187
1	37.482	29.746	26.024	1:33.252	184	3	27.776	29.422	25.810	1:23.008	187
2	27.747	29.197	26.206	1:23.150	186	4	28.000	29.294	25.924	1:23.218	186
3	27.806	29.045	26.147	1:22.998	184	5	27.755	29.064	25.826	1:22.645	185
4	27.789	<b>28.908</b>	26.263	1:22.960	185	6	27.764	29.777	25.760	1:23.301	187
5	27.721	29.047	25.908	1:22.676	185	7	27.759	29.060	25.903	1:22.722	188
6	27.868	29.020	25.811	1:22.699	184	8	<b>27.560</b>	29.114	26.132	1:22.806	189
7	<b>27.515</b>	29.119	26.157	1:22.791	186	9	27.875	28.921	<b>25.684</b>	1:22.480	185
8	27.686	29.246	25.890	1:22.822	187	10	27.699	28.904	25.741	<b>1:22.344</b>	188
9	27.742	29.160	25.925	1:22.827	186	11	27.679	<b>28.874</b>	25.902	1:22.455	187
10	27.585	28.914	25.793	<b>1:22.292</b>	186	<b>87 Leslie CORISH (NSW) (27th)</b>					
11	27.615	29.008	<b>25.773</b>	1:22.396	185	1	37.949	38.116	26.772	1:42.837	184
<b>57 Brandon MADDEN (QLD) (1st)</b>						2	28.433	30.304	26.444	1:25.181	186
1	34.413	29.242	25.968	1:29.623	188	3	27.818	30.140	26.009	1:23.967	188
2	<b>27.096</b>	28.778	25.818	1:21.692	190	4	28.689	29.452	26.215	1:24.356	184
3	27.341	28.814	<b>25.345</b>	1:21.500	185	5	27.728	<b>29.247</b>	25.953	<b>1:22.928</b>	186
4	27.250	28.684	25.414	<b>1:21.348</b>	186	6	28.197	29.540	26.638	1:24.375	184
5	27.275	28.729	25.517	1:21.521	188	7	27.801	29.820	26.275	1:23.896	183
6	27.209	29.114	25.721	1:22.044	187	8	27.919	29.481	<b>25.944</b>	1:23.344	183
7	27.446	28.674	25.440	1:21.560	184	9	<b>27.604</b>	29.589	26.626	1:23.819	183
8	27.421	<b>28.574</b>	25.462	1:21.457	183	10	27.940	29.394	26.307	1:23.641	184

*Scott Laing*  
Chief Timekeeper - Scott Laing

Clerk of Course - Ian Mayberry



www.computime.com.au  
COMPUTIME RACE TIMING SYSTEMS PTY LTD





## Round 2 : April 28 - 30 Queensland Raceway

ASBK.COM.AU f t i y

### BATTERY WORLD AUSSIE RACING CARS

#### Race 2

Date: 29/04/23  
Event: R05  
Weather: Mostly cloudy - Temp: 23.2C  
Track: Dry - Temp: 27.4C

Started at: 16:14:25  
Laps: 11  
Starters: 32  
Posted at: 16:39

#### PROVISIONAL SPLIT TIMES

Lap	Split 1	Split 2	Split 3	Lap Time	Spd	Lap	Split 1	Split 2	Split 3	Lap Time	Spd
11	36.297	30.039	26.211	1:32.547	156	<b>96 Jeff WATTERS (VIC) (18th)</b>					
						1	37.135	30.326	26.275	1:33.736	179
						2	27.719	29.230	26.233	1:23.182	187
						3	27.665	28.979	26.108	1:22.752	186
						4	27.701	28.961	25.828	1:22.490	188
						5	27.634	<b>28.838</b>	25.808	1:22.280	187
						6	27.769	29.131	25.881	1:22.781	187
						7	27.668	29.011	26.195	1:22.874	187
						8	27.873	29.061	26.060	1:22.994	186
						9	27.799	29.021	25.773	1:22.593	186
						10	<b>27.609</b>	28.854	<b>25.744</b>	<b>1:22.207</b>	186
						11	27.739	28.940	25.849	1:22.528	187
<b>88 Michael BARTSCH (SA) (28th)</b>						<b>117 Lachlan WARD (NSW) (10th)</b>					
1	41.295	30.849	27.489	1:39.633	183	1	35.380	29.026	25.948	1:30.354	188
2	<b>28.773</b>	29.702	<b>26.414</b>	<b>1:24.889</b>	182	2	27.847	28.871	25.470	1:22.188	185
3	29.148	29.979	26.982	1:26.109	178	3	27.355	28.552	25.535	1:21.442	186
4	29.027	29.939	27.351	1:26.317	178	4	27.511	<b>28.356</b>	25.485	<b>1:21.352</b>	186
5	28.825	<b>29.363</b>	26.738	1:24.926	182	5	27.420	28.518	25.515	1:21.453	184
6	28.802	29.466	26.677	1:24.945	179	6	<b>27.280</b>	28.751	25.983	1:22.014	186
7	29.098	29.616	27.096	1:25.810	180	7	27.938	29.728	26.904	1:24.570	187
8	28.975	29.717	27.130	1:25.822	178	8	27.651	29.537	26.061	1:23.249	186
9	28.867	29.626	26.996	1:25.489	179	9	27.480	28.611	<b>25.432</b>	1:21.523	185
10	29.003	29.728	26.855	1:25.586	180	10	27.458	28.942	25.751	1:22.151	185
11	28.819	29.739	26.936	1:25.494	179	11	28.109	28.866	25.655	1:22.630	185
<b>91 Anthony DIMAURO (SA) (11th)</b>						<b>187 Andrew CORISH (NSW) (23th)</b>					
1	36.023	29.099	25.721	1:30.843	187	1	40.978	30.857	27.402	1:39.237	184
2	27.694	29.384	25.792	1:22.870	189	2	28.439	29.699	26.150	1:24.288	185
3	27.297	29.055	<b>25.467</b>	1:21.819	188	3	28.159	29.505	26.427	1:24.091	183
4	<b>27.263</b>	28.416	25.586	<b>1:21.265</b>	186	4	<b>28.129</b>	29.919	26.289	1:24.337	180
5	27.629	<b>28.414</b>	25.473	1:21.516	185	5	28.256	29.547	<b>26.056</b>	<b>1:23.859</b>	181
6	27.406	28.461	25.536	1:21.403	187	6	28.392	29.598	26.412	1:24.402	180
7	27.339	29.400	25.829	1:22.568	189	7	28.349	<b>29.351</b>	26.486	1:24.186	179
8	28.155	29.960	25.646	1:23.761	178	8	28.839	29.910	26.284	1:25.033	179
9	27.426	28.746	25.736	1:21.908	185	9	28.689	29.671	26.228	1:24.588	179
10	27.362	29.013	26.056	1:22.431	184	10	28.667	29.894	26.334	1:24.895	177
11	27.891	29.150	25.634	1:22.675	183	11	28.661	29.616	26.602	1:24.879	176
<b>95 Nathan WILLIAMS (VIC) (12th)</b>											
1	35.577	29.190	25.945	1:30.712	189						
2	28.021	29.446	25.777	1:23.244	187						
3	<b>27.329</b>	29.342	26.156	1:22.827	188						
4	27.367	29.175	25.758	1:22.300	185						
5	27.360	29.454	25.723	1:22.537	187						
6	27.510	29.207	25.770	1:22.487	183						
7	27.561	29.074	<b>25.594</b>	1:22.229	182						
8	27.390	28.999	25.691	<b>1:22.080</b>	183						
9	27.542	<b>28.934</b>	25.740	1:22.216	183						
10	27.493	28.987	25.666	1:22.146	182						
11	27.448	28.938	25.928	1:22.314	184						

The results are provisional until the end of the time limit for protests and appeals.

*Scott Laing*  
Chief Timekeeper - Scott Laing

Clerk of Course - Ian Mayberry



www.computime.com.au  
COMPUTIME RACE TIMING SYSTEMS PTY LTD





ASBK.COM.AU f t i y

# Round 2 : April 28 - 30 Queensland Raceway

## BATTERY WORLD AUSSIE RACING CARS

### Race 2

Date: 29/04/23  
Event: R05  
Weather: Mostly cloudy - Temp: 23.2C  
Track: Dry - Temp: 27.4C

Started at: 16:14:25  
Laps: 11  
Starters: 32  
Posted at: 16:39

### PROVISIONAL FASTEST LAPS SEQUENCE

Lap	Race Pos	No	Name	Machine	Fastest Lap	On Lap
1	1	16	Joel HEINRICH (SA)	Mustang	1:27.568	1
2	1	16	Joel HEINRICH (SA)	Mustang	1:21.546	2
2	3	1	Joshua ANDERSON (NSW)	Mustang	1:21.108	2

The results are provisional until the end of the time limit for protests and appeals.

Chief Timekeeper - Scott Laing

Clerk of Course - Ian Mayberry



[www.computime.com.au](http://www.computime.com.au)  
COMPUTIME RACE TIMING SYSTEMS PTY LTD







**Round 2 : April 28 - 30  
Queensland Raceway**

ASBK.COM.AU f t i y

**BATTERY WORLD AUSSIE RACING CARS**

**Race 2**

Date: 29/04/23  
Event: R05  
Weather: Mostly cloudy - Temp: 23.2C  
Track: Dry - Temp: 27.4C

Started at: 16:14:25  
Laps: 11  
Starters: 32  
Posted at: 16:39

**PROVISIONAL LAP SHEET**

No	Lap Time	Gap	No	Lap Time	Gap	No	Lap Time	Gap	No	Lap Time	Gap	No	Lap Time	Gap
82	1:23.301	8.843	52	1:22.791	11.238	187	1:25.033	28.688	3	1:23.749	35.757	34	1:29.179	1:12.745
23	1:22.801	9.256	17	1:22.525	13.049	87	1:23.344	30.139	88	1:25.489	40.867			
96	1:22.781	9.493	4	1:23.530	17.975	27	1:23.398	30.541	7	1:25.108	43.445	<b>Lap 11</b>		
52	1:22.699	10.007	78	1:23.452	18.241	33	1:24.583	33.370	6	1:25.971	44.071	57	1:21.671	
18	1:21.844	10.956	187	1:24.186	25.112	3	1:24.762	34.336	34	1:28.689	1:05.573	16	1:22.040	.131
17	1:22.780	12.084	87	1:23.896	28.252	88	1:25.822	37.706				1	1:21.936	.396
4	1:23.362	16.005	27	1:23.891	28.600	6	1:26.384	40.428	<b>Lap 10</b>			41	1:22.338	1.901
78	1:23.437	16.349	33	1:24.808	30.244	7	1:31.326	40.665	16	1:21.763		24	1:22.883	2.046
187	1:24.402	22.486	7	1:26.249	30.796	34	1:27.929	59.212	57	1:22.245	.238	21	1:23.504	2.051
87	1:24.375	25.916	3	1:25.152	31.031				1	1:21.943	.369	47	1:22.035	2.072
7	1:24.831	26.107	88	1:25.810	33.341	<b>Lap 9</b>			21	1:21.389	.456	25	1:21.780	2.613
27	1:23.831	26.269	6	1:25.843	35.501	57	1:22.328		24	1:21.627	1.072	28	1:22.733	4.842
33	1:24.660	26.996	34	1:28.465	52.740	16	1:22.233	.244	41	1:21.901	1.472	117	1:22.630	5.937
3	1:24.933	27.439				1	1:22.106	.433	47	1:21.556	1.946	91	1:22.675	6.070
88	1:24.945	29.091	<b>Lap 8</b>			21	1:21.942	1.074	25	1:21.217	2.742	95	1:22.314	8.103
6	1:25.542	31.218	57	1:21.457		24	1:21.418	1.452	28	1:22.703	4.018	82	1:22.455	12.389
34	1:28.310	45.835	16	1:21.300	.339	41	1:22.583	1.578	117	1:22.151	5.216	14	1:23.408	12.555
			1	1:21.378	.655	47	1:21.392	2.397	91	1:22.431	5.304	19	1:23.053	12.796
			41	1:21.737	1.323	28	1:21.585	3.322	95	1:22.146	7.698	23	1:22.756	13.155
			21	1:21.660	1.460	25	1:21.258	3.532	14	1:22.620	11.056	18	1:22.548	13.255
			24	1:21.160	2.362	91	1:21.908	4.880	19	1:22.518	11.652	96	1:22.528	13.428
			47	1:21.638	3.333	117	1:21.523	5.072	82	1:22.344	11.843	52	1:22.396	13.874
			28	1:21.859	4.065	95	1:22.216	7.559	23	1:22.426	12.308	17	1:22.847	16.354
			25	1:21.984	4.602	14	1:22.571	10.443	18	1:22.399	12.616	4	1:23.958	24.885
			91	1:23.761	5.300	19	1:22.526	11.141	96	1:22.207	12.809	78	1:23.853	25.123
			117	1:23.249	5.877	82	1:22.480	11.506	52	1:22.292	13.387	187	1:24.879	36.806
			95	1:22.080	7.671	23	1:22.188	11.889	17	1:22.797	15.416	27	1:24.822	36.810
			14	1:22.315	10.200	18	1:22.381	12.224	4	1:23.270	22.836	33	1:23.975	39.179
			19	1:22.661	10.943	96	1:22.593	12.609	78	1:23.312	23.179	3	1:24.591	41.314
			82	1:22.806	11.354	52	1:22.827	13.102	87	1:23.641	33.264	87	1:32.547	43.902
			23	1:23.163	12.029	17	1:22.901	14.626	187	1:24.895	33.836	88	1:25.494	48.031
			18	1:22.597	12.171	4	1:23.693	21.573	27	1:23.924	33.897	7	1:24.055	48.049
			96	1:22.994	12.344	78	1:23.592	21.874	33	1:24.008	37.113	6	1:26.879	52.538
			52	1:22.822	12.603	187	1:24.588	30.948	3	1:24.882	38.632	34	1:29.335	1:20.171
			17	1:22.461	14.053	87	1:23.819	31.630	88	1:25.586	44.446			
			4	1:23.690	20.208	27	1:23.767	31.980	7	1:24.465	45.903			
			78	1:23.826	20.610	33	1:24.070	35.112	6	1:25.504	47.568			

The results are provisional until the end of the time limit for protests and appeals.

*Scott Laing*  
Chief Timekeeper - Scott Laing

Clerk of Course - Ian Mayberry



[www.computime.com.au](http://www.computime.com.au)  
COMPUTIME RACE TIMING SYSTEMS PTY LTD





**Round 2 : April 28 - 30  
Queensland Raceway**

ASBK.COM.AU f t i y

**BATTERY WORLD AUSSIE RACING CARS**

**Race 2**

Date: 29/04/23  
Event: R05  
Weather: Mostly cloudy - Temp: 23.2C  
Track: Dry - Temp: 27.4C

Started at: 16:14:25  
Laps: 11  
Starters: 32  
Posted at: 16:39

**PROVISIONAL LAP CHART**

Name	Grid	1	2	3	4	5	6	7	8	9	10	11	Name
J. HEINRICH	10	10	10	10	10	10	57	57	57	57	16	57	B. MADDEN
J. ANDERSON	1	41	41	41	1	1	16	16	16	16	57	16	J. HEINRICH
K. GARLAND	41	1	1	1	41	57	1	1	1	1	1	1	J. ANDERSON
B. MADDEN	57	57	57	57	57	41	41	41	41	21	21	41	K. GARLAND
R. GRAY	24	21	21	21	21	21	21	21	21	24	24	24	R. GRAY
K. ENSBEY	21	28	28	117	117	117	117	24	24	41	41	21	K. ENSBEY
K. QUINN	28	24	117	28	24	24	24	91	47	47	47	47	L. BLOXSOM
L. BLOXSOM	47	117	24	24	28	91	91	47	28	28	25	25	R. CHAPMAN
L. WARD	117	47	47	91	91	47	47	28	25	25	28	28	K. QUINN
N. WILLIAMS	95	95	91	47	47	28	28	25	91	91	117	117	L. WARD
A. DIMAURO	91	91	95	95	25	25	25	117	117	117	91	91	A. DIMAURO
M. GOODING	14	82	82	25	95	95	95	95	95	95	95	95	N. WILLIAMS
C. MCKAY	82	14	25	82	14	14	14	14	14	14	14	82	C. MCKAY
J. WATTERS	96	25	14	14	82	82	19	19	19	19	19	14	M. GOODING
S. DORNAN	23	23	19	19	19	19	82	82	82	82	82	19	S. PHILLIPS
C. POYNTING	52	19	23	23	23	23	23	23	23	23	23	23	S. DORNAN
S. PHILLIPS	19	52	52	52	96	96	96	96	18	18	18	18	C. BREWCZYNSKI
R. CHAPMAN	25	96	96	96	52	52	52	18	96	96	96	96	J. WATTERS
D. BUTLER	17	17	17	17	17	18	18	52	52	52	52	52	C. POYNTING
N. LOCKE	27	4	4	4	18	17	17	17	17	17	17	17	D. BUTLER
G. THOMPSON	78	78	78	18	4	4	4	4	4	4	4	4	B. TUCKER
L. CORISH	87	18	18	78	78	78	78	78	78	78	78	78	G. THOMPSON
B. TUCKER	4	3	3	187	187	187	187	187	187	187	87	187	A. CORISH
S. JAKIC	3	33	187	3	7	7	87	87	87	87	187	27	N. LOCKE
A. LORGELLY	7	7	7	7	3	87	7	27	27	27	27	33	A. BASILE
A. BASILE	33	187	33	33	33	33	27	33	33	33	33	3	S. JAKIC
M. BARTSCH	88	88	88	88	87	27	33	7	3	3	3	87	L. CORISH
A. CORISH	187	27	6	6	27	3	3	3	88	88	88	88	M. BARTSCH
C. BREWCZYNSKI	18	6	27	87	88	88	88	88	6	7	7	7	A. LORGELLY
K. BENSLEY	48	48	87	27	6	6	6	6	7	6	6	6	I. CHIVAS
T. O'BRIEN	34	34	48	48	48	34	34	34	34	34	34	34	T. O'BRIEN
J. WARD	13	87	34	34	34								
I. CHIVAS	6												

*Scott Laing*  
Chief Timekeeper - Scott Laing

Clerk of Course - Ian Mayberry



[www.computime.com.au](http://www.computime.com.au)  
COMPUTIME RACE TIMING SYSTEMS PTY LTD





**Round 2 : April 28 - 30  
Queensland Raceway**

ASBK.COM.AU

**BATTERY WORLD AUSSIE RACING CARS**

**Race 2**

Date: 29/04/23  
Event: R05  
Weather: Mostly cloudy - Temp: 23.2C  
Track: Dry - Temp: 27.4C

Started at: 16:14:25  
Laps: 11  
Starters: 32  
Posted at: 16:39

**PROVISIONAL LAP CHART**

Name	Grid	1	2	3	4	5	6	7	8	9	10	11	Name
------	------	---	---	---	---	---	---	---	---	---	----	----	------

The results are provisional until the end of the time limit for protests and appeals.

*Scott Laing*

Chief Timekeeper - Scott Laing

Clerk of Course - Ian Mayberry



[www.computime.com.au](http://www.computime.com.au)  
**COMPUTIME RACE TIMING SYSTEMS PTY LTD**





## Round 2 : April 28 - 30 Queensland Raceway

ASBK.COM.AU f t i y

### BATTERY WORLD AUSSIE RACING CARS

#### Race 2

Date: 29/04/23  
Event: R05  
Weather: Mostly cloudy - Temp: 23.2C  
Track: Dry - Temp: 27.4C

Started at: 16:14:25  
Laps: 11  
Starters: 32  
Posted at: 16:39

#### PROVISIONAL BEST PARTIAL TIMES

Pos	Split 1		Split 2		Split 3		LAP		
	Name	Time	Name	Time	Name	Time	Name	Ideal	Fastest
1	B. MADDEN	27.096	L. WARD	28.356	J. ANDERSON	25.277	J. ANDERSON	1:20.902	1:21.108
2	J. HEINRICH	27.118	R. CHAPMAN	28.394	B. MADDEN	25.345	R. CHAPMAN	1:20.998	1:21.217
3	L. BLOXSOM	27.123	A. DIMAURO	28.414	R. CHAPMAN	25.367	B. MADDEN	1:21.015	1:21.348
4	K. QUINN	27.129	K. ENSBEY	28.469	J. HEINRICH	25.378	L. BLOXSOM	1:21.038	1:21.258
5	J. ANDERSON	27.141	J. ANDERSON	28.484	K. ENSBEY	25.387	L. WARD	1:21.068	1:21.352
6	R. GRAY	27.144	C. BREWCZYNSKI	28.503	R. GRAY	25.402	R. GRAY	1:21.071	1:21.160
7	R. CHAPMAN	27.237	L. BLOXSOM	28.510	L. BLOXSOM	25.405	K. ENSBEY	1:21.114	1:21.133
8	K. ENSBEY	27.258	R. GRAY	28.525	L. WARD	25.432	A. DIMAURO	1:21.144	1:21.265
9	A. DIMAURO	27.263	B. MADDEN	28.574	C. BREWCZYNSKI	25.460	J. HEINRICH	1:21.155	1:21.300
10	L. WARD	27.280	K. GARLAND	28.614	K. GARLAND	25.461	C. BREWCZY	1:21.337	1:21.635
11	K. GARLAND	27.290	J. HEINRICH	28.659	A. DIMAURO	25.467	K. GARLAND	1:21.365	1:21.621
12	N. WILLIAMS	27.329	K. QUINN	28.696	N. WILLIAMS	25.594	K. QUINN	1:21.423	1:21.494
13	S. DORNAN	27.363	S. DORNAN	28.769	K. QUINN	25.598	N. WILLIAMS	1:21.857	1:22.080
14	C. BREWCZYNSKI	27.374	J. WATTERS	28.838	C. McKAY	25.684	S. DORNAN	1:21.901	1:22.188
15	M. GOODING	27.489	S. PHILLIPS	28.872	J. WATTERS	25.744	C. McKAY	1:22.118	1:22.344
16	S. PHILLIPS	27.491	C. McKAY	28.874	D. BUTLER	25.766	M. GOODING	1:22.145	1:22.315
17	C. POYNTING	27.515	M. GOODING	28.884	S. DORNAN	25.769	S. PHILLIPS	1:22.168	1:22.344
18	C. McKAY	27.560	C. POYNTING	28.908	M. GOODING	25.772	J. WATTERS	1:22.191	1:22.207
19	L. CORISH	27.604	D. BUTLER	28.922	C. POYNTING	25.773	C. POYNTING	1:22.196	1:22.292
20	J. WATTERS	27.609	N. WILLIAMS	28.934	B. TUCKER	25.799	D. BUTLER	1:22.363	1:22.461
21	D. BUTLER	27.675	G. THOMPSON	29.039	S. PHILLIPS	25.805	L. CORISH	1:22.795	1:22.928
22	N. LOCKE	27.861	B. TUCKER	29.090	N. LOCKE	25.826	B. TUCKER	1:22.822	1:23.194
23	B. TUCKER	27.933	S. JAKIC	29.194	L. CORISH	25.944	N. LOCKE	1:22.924	1:23.398
24	G. THOMPSON	27.956	N. LOCKE	29.237	S. JAKIC	25.967	G. THOMPSON	1:23.000	1:23.140
25	A. CORISH	28.129	L. CORISH	29.247	G. THOMPSON	26.005	A. CORISH	1:23.536	1:23.859
26	A. LORGELLY	28.203	A. BASILE	29.351	A. CORISH	26.056	S. JAKIC	1:23.749	1:23.749
27	A. BASILE	28.365	A. CORISH	29.351	A. BASILE	26.110	A. LORGELLY	1:23.811	1:24.055
28	S. JAKIC	28.588	M. BARTSCH	29.363	A. LORGELLY	26.229	A. BASILE	1:23.826	1:23.975
29	I. CHIVAS	28.643	A. LORGELLY	29.379	I. CHIVAS	26.293	M. BARTSCH	1:24.550	1:24.889
30	M. BARTSCH	28.773	I. CHIVAS	30.014	M. BARTSCH	26.414	I. CHIVAS	1:24.950	1:25.472
31	K. BENSLEY	29.346	K. BENSLEY	30.097	T. O'BRIEN	27.308	K. BENSLEY	1:26.809	1:27.064
32	T. O'BRIEN	29.751	T. O'BRIEN	30.201	K. BENSLEY	27.366	T. O'BRIEN	1:27.260	1:27.802

The results are provisional until the end of the time limit for protests and appeals.

*Scott Laing*  
Chief Timekeeper - Scott Laing

Clerk of Course - Ian Mayberry



[www.computime.com.au](http://www.computime.com.au)  
COMPUTIME RACE TIMING SYSTEMS PTY LTD





# Round 2 : April 28 - 30 Queensland Raceway

ASBK.COM.AU

## BATTERY WORLD AUSSIE RACING CARS

### RACE 3 (Event 6)

Date: 29/04/23  
Event: R05  
Weather: Mostly cloudy - Temp: 23.2C  
Track: Dry - Temp: 27.4C

Started at: 16:14:25  
Laps: 11  
Starters: 32  
Posted at: 16:39





## PROVISIONAL GRID SHEET



	2 <b>28</b> K. QUINN 15:11.831		1 <b>117</b> L. WARD 15:12.926	<b>1</b>
4 <b>47</b> L. BLOXSOM 15:09.061		3 <b>25</b> R. CHAPMAN 15:09.602		<b>2</b>
	6 <b>24</b> R. GRAY 15:09.035		5 <b>21</b> K. ENSBEY 15:09.040	<b>3</b>
8 <b>1</b> J. ANDERSON 15:07.385		7 <b>41</b> K. GARLAND 15:08.890		<b>4</b>
	10 <b>57</b> B. MADDEN 15:06.989		9 <b>16</b> J. HEINRICH 15:07.120	<b>5</b>
12 <b>95</b> N. WILLIAMS 15:15.092		11 <b>91</b> A. DIMAURO 15:13.059		<b>6</b>
	14 <b>14</b> M. GOODING 15:19.544		13 <b>82</b> C. MCKAY 15:19.378	<b>7</b>
16 <b>23</b> S. DORNAN 15:20.144		15 <b>19</b> S. PHILLIPS 15:19.785		<b>8</b>
	18 <b>96</b> J. WATTERS 15:20.417		17 <b>18</b> C. BREWCZYNSKI 15:20.244	<b>9</b>
20 <b>17</b> D. BUTLER 15:23.343		19 <b>52</b> C. POYNTING 15:20.863		<b>10</b>
	22 <b>78</b> G. THOMPSON 15:32.112		21 <b>4</b> B. TUCKER 15:31.874	<b>11</b>
24 <b>27</b> N. LOCKE 15:43.799		23 <b>187</b> A. CORISH 15:43.795		<b>12</b>
	26 <b>3</b> S. JAKIC 15:48.303		25 <b>33</b> A. BASILE 15:46.168	<b>13</b>
28 <b>88</b> M. BARTSCH 15:55.020		27 <b>87</b> L. CORISH 15:50.891		<b>14</b>



**Round 2 : April 28 - 30**  
**Queensland Raceway**

ASBK.COM.AU    

**BATTERY WORLD AUSSIE RACING CARS**

**RACE 3 (Event 6)**

Date: 29/04/23  
Event: R05  
Weather: Mostly cloudy - Temp: 23.2C  
Track: Dry - Temp: 27.4C

Started at: 16:14:25  
Laps: 11  
Starters: 32  
Posted at: 16:39

**PROVISIONAL GRID SHEET**

	30		29	
<b>6</b>	I. CHIVAS 15:59.527		<b>7</b>	A. LORGELLY 15:55.038
				<b>15</b>
	32		31	
<b>48</b>	K. BENSLEY 6:03.308		<b>34</b>	T. O'BRIEN 16:27.160
				<b>16</b>
			33	
			<b>13</b>	J. WARD
				<b>17</b>



**Round 2 : April 28 - 30**  
**Queensland Raceway**  
**BATTERY WORLD**  
**AUSSIE RACING CARS**  
**PROVISIONAL PROGRESSIVE ROUND POINTS**

**BATTERY WORLD AUSSIE RACING CARS**

Pos	No	Name	Rnd 2 Race 1	Rnd 2 Race 2	Total
1	16	Joel HEINRICH	51	50	101
2	57	Brandon MADDEN	48	51	99
3	1	Joshua ANDERSON	50	49	99
4	41	Kody GARLAND	49	48	97
5	24	Rylan GRAY	47	47	94
6	21	Kyle ENSBEY	46	46	92
7	47	Lachlan BLOXSOM	44	45	89
8	28	Kent QUINN	45	43	88
9	117	Lachlan WARD	43	42	85
10	91	Anthony DI MAURO	41	41	82
11	95	Nathan WILLIAMS	42	40	82
12	25	Reece CHAPMAN	34	44	78
13	82	Cody MCKAY	39	39	78
14	14	Matt GOODING	40	38	78
15	23	Scott DORNAN	37	36	73
16	19	Sheridan PHILLIPS	35	37	72
17	96	Jeff WATTERS	38	34	72
18	52	Charlotte POYNTING	36	33	69
19	17	Denis BUTLER	33	32	65
20	78	Grant THOMPSON	31	30	61
21	4	Brendon TUCKER	29	31	60
22	27	Nathan LOCKE	32	28	60
23	18	Cody BREWCZYNSKI	23	35	58
24	87	Leslie CORISH	30	25	55
25	3	Steve JAKIC	28	26	54
26	187	Andrew CORISH	24	29	53
27	33	Antonio BASILE	26	27	53
28	7	Andrew LORGELLY	27	23	50
29	88	Michael BARTSCH	25	24	49
30	34	Todd O'BRIEN	21	21	42
31	48	Keith BENSLEY	22	20	42
32	6	Ian CHIVAS		22	22
33	13	James WARD	20		20

**BATTERY WORLD AUSSIE RACING CARS - GOLD CUP**

Pos	No	Name	Rnd 2 Race 1	Rnd 2 Race 2	Total
1	14	Matt GOODING	51	51	102
2	23	Scott DORNAN	49	50	99
3	96	Jeff WATTERS	50	49	99
4	17	Denis BUTLER	48	48	96
5	4	Brendon TUCKER	46	47	93
6	87	Leslie CORISH	47	46	93

.....  
 Chief Timekeeper - Scott Laing

.....  
 Clerk of Course - Ian Mayberry



[www.computime.com.au](http://www.computime.com.au)  
**COMPUTIME RACE TIMING SYSTEMS PTY LTD**





**Round 2 : April 28 - 30**  
**Queensland Raceway**  
**BATTERY WORLD AUSSIE RACING CARS**  
**PROVISIONAL PROGRESSIVE ROUND POINTS**

**BATTERY WORLD AUSSIE RACING CARS - GOLD CUP**

Pos	No	Name	Rnd 2 Race 1	Rnd 2 Race 2	Total
7	34	Todd O'BRIEN	45	44	89
8	6	Ian CHIVAS		45	45
9	13	James WARD	44		44

**BATTERY WORLD AUSSIE RACING CARS - MASTERS**

Pos	No	Name	Rnd 2 Race 1	Rnd 2 Race 2	Total
1	28	Kent QUINN	51	51	102
2	78	Grant THOMPSON	50	50	100
3	33	Antonio BASILE	48	49	97
4	7	Andrew LORGELLY	49	47	96
5	88	Michael BARTSCH	47	48	95
6	48	Keith BENSLEY	46	46	92

**BATTERY WORLD AUSSIE RACING CARS - ROOKIES**

Pos	No	Name	Rnd 2 Race 1	Rnd 2 Race 2	Total
1	57	Brandon MADDEN	51	51	102
2	24	Rylan GRAY	50	50	100
3	117	Lachlan WARD	49	49	98
4	95	Nathan WILLIAMS	48	48	96
5	23	Scott DORNAN	47	47	94
6	27	Nathan LOCKE	46	44	90
7	18	Cody BREWCZYNSKI	40	46	86
8	187	Andrew CORISH	41	45	86
9	33	Antonio BASILE	43	43	86
10	3	Steve JAKIC	44	42	86
11	87	Leslie CORISH	45	41	86
12	88	Michael BARTSCH	42	40	82
13	34	Todd O'BRIEN	38	39	77
14	48	Keith BENSLEY	39	38	77
15	13	James WARD	37		37

*Scott Laing*  
 Chief Timekeeper - Scott Laing

Clerk of Course - Ian Mayberry



[www.computime.com.au](http://www.computime.com.au)  
**COMPUTIME RACE TIMING SYSTEMS PTY LTD**





ASBK.COM.AU f t i y

# Round 2 : April 28 - 30 Queensland Raceway BATTERY WORLD AUSSIE RACING CARS

## Race 2

Date: 29/04/23  
Event: R05  
Weather: Mostly cloudy - Temp: 23.2C  
Track: Dry - Temp: 27.4C

Started at: 16:14:25  
Laps: 11  
Starters: 32  
Posted at: 16:39

### PROVISIONAL RACE INFORMATION

Time	Description
16:10:17	PIT EXIT OPEN
16:10:32	WARM UP LAP STARTED
16:14:00	Car 13 (James WARD) ENTERED PITS - DID NOT START
16:14:25	Event Start
16:29:32	Chequered Flag
16:31:54	Event Finish

The results are provisional until the end of the time limit for protests and appeals.

*Scott Laing*

Chief Timekeeper - Scott Laing

Clerk of Course - Ian Mayberry



[www.computime.com.au](http://www.computime.com.au)  
COMPUTIME RACE TIMING SYSTEMS PTY LTD

